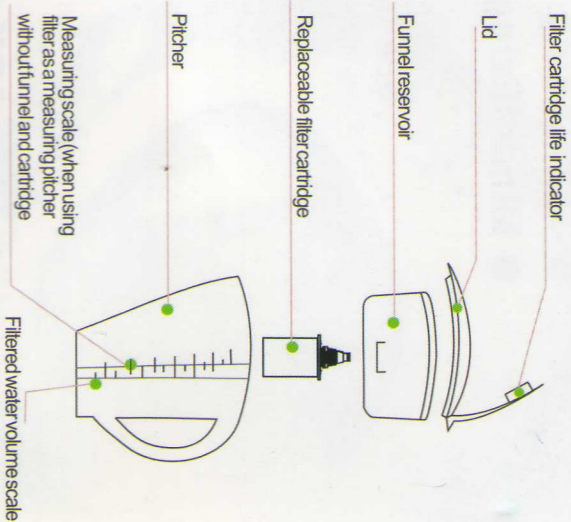


Thank you for choosing AOK Alkaline pitcher.

The filter pitcher consists of the following parts:

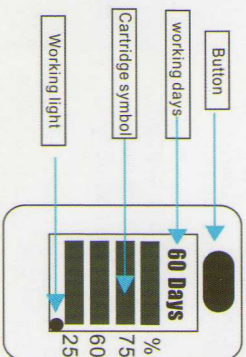


1. Before using

- 1.1 Clean the funnel reservoir and pitcher in the dishwasher by hand, the lid must not be washed in the dishwasher just use clean and soft damp cloth to clean it by hand.
- 1.2 Clean the surface of filter cartridge, then put the filter cartridge firmly into the funnel reservoir.
- 1.3 Place the funnel reservoir into the pitcher.
- 1.4 Fill the funnel reservoir with cold water up to the brim and wait until the water in the funnel reservoir is filtered into the pitcher.
- 1.5 Repeat the step(1.4) twice and discard the filtered water as this will rinse away loose activated carbon particles.

2. How to set the indicator

1. Electronic cartridge life indicator



- 1.1 Cartridge life we suggest is 300 liters water (about 60 days), thus the indicator works in the way of 60 days counting-down.
- 1.2 The life indicator shows 60 days at first, and it minus 1 for every 24 hours, and one cartridge symbol strip disappeared after 15 days of continuous work. When "working days" display "0" and all the strips disappeared, "working light" starts intermittent blinking reminding you that filter cartridge life has expired. Replace the filter Cartridge, and reset the life indicator.

2. Set up the electronic cartridge life indicator:

- 2.1 Press the button and hold it down for a few seconds until symbols appear on the screen. Release the button and the blinking symbol appears on the screen.
- 2.2 When replace a new filter cartridge, reset the life indicator. Go to the steps above.
- 2.3 To turn off the LCD display: Press the button and hold it for a few seconds until the LCD display turns off.

3. When to replace the filter cartridge

After 60 days, replace the filter cartridge at this time.

4. How to replace the filter cartridge

- 4.1 Push the bottom of filter cartridge from the funnel reservoir.
- 4.2 Put the new cartridge into the funnel reservoir and repeat steps 1.2 to 1.5.
- 4.3 Re-set and re-activate the indicator as before.

5. Notice

- 5.1 Keep the replacement cartridge in the original sealed wrapper while not in use and store in a dry cool place.
- 5.2 When filling the funnel reservoir, do not place the filter cartridge opening directly under the running water.
- 5.3 Wash your filter pitcher and funnel reservoir regularly with soapy water, rinse and dry with a soft cloth.
- 5.4 When using regularly, do not leave the filter pitcher empty(keep filter pitcher filled with water)
- 5.5 Keep the filter away from direct sunlight or excessive heat sources for extended periods of lifetime.
- 5.6 When filter is not to be used for a long period (more than 3 days) it should be left empty and keep dry during this period. Before using it again, please follow instructions in "Before using" section.

Enjoy Using your AOK pitcher now!




AOK Alkaline Pitcher turns ordinary water into alkaline and ionized water.

Many common wellness issues which are caused by an acid/alkaline imbalance can be helped by regular consumption of the alkaline and ionized water.

Digital indicator

With a digital indicator reminds you to replace the cartridge in time.



The streamlined contemporary design is perfect for households and offices. The contoured handle makes it comfortable to lift and pour.

1. Capacity of pitcher: 2.6L, filtration capacity: 1.6L
2. Body material: food grade AS
3. Lid, cover, handle material: ABS
4. Cartridge housing material: PP
5. Filter materials: Active Carbon, Ion Exchange Resin, Negative Potential Particles



Advantages of AOK Alkaline water

Creates silky-smooth and sweet tasting water.

Helps filter out chlorine and other contaminants and permanently absorbs metals such as lead and copper, so your drinking water will be more refreshing and clear.

pH 8.5-10.0 which help to support systemic pH balance in the body, your body will function optimally.

Provides low negative ORP: -100mv to -200mv, transforming regular water into antioxidant water, which reduce the oxidation of your body, you will be more youthful.

Reduces water molecule size, which creates a very absorbable water.

Contains alkalisating minerals to make water more energy, you will feel vigorous drinking this energy water.



Why AOK Alkaline pitcher?

1. More great tasting

The water filtered by AOK Alkaline pitcher is more refresh, clear and of great tasting.

2. Easy and convenient

Just pour water into the pitcher, you can get alkaline ionized water within a few minutes, easy and convenient.

3. Money saved

Each filter can filter 200-300 Liters water, which means each filter saves up to 500 bottles of water.

4. Stylish design

The contemporary, stylish design is occidentalized.

- Alkaline
- Antioxidant
- Great-tasting
- Refreshing
- Mineralizing

BPA-free



AOK-801

(Color can be customized)



Love Your Life, Love Your Health
Healthy water & Healthy life